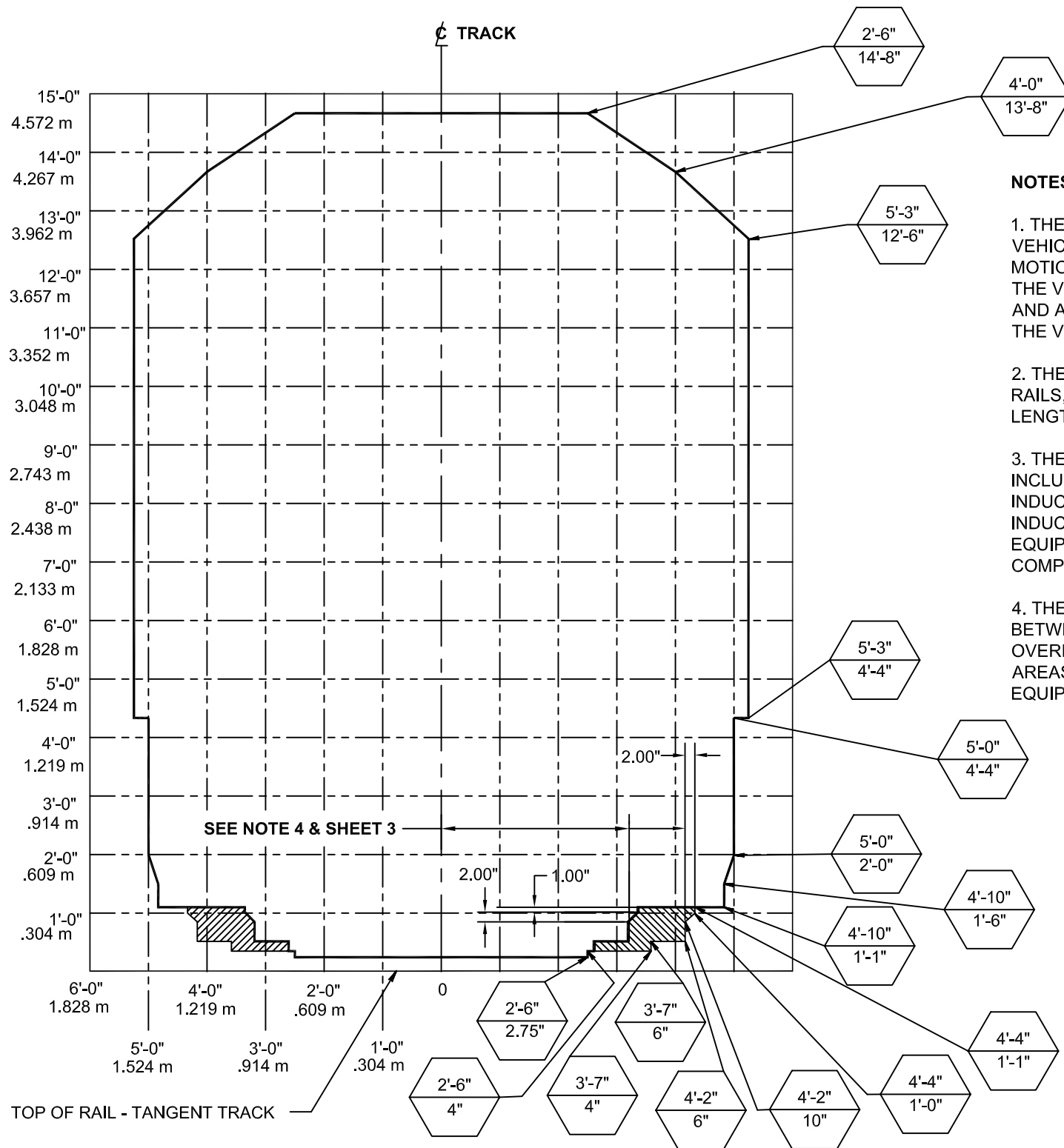


E	D 05-1355
REV.	DRAWING NUMBER

REVISIONS				
LTR	ZONE	DESCRIPTION	DATE	APPR'D
D	-	REVISED & REDRAWN	01/29/05	MLB
E		CHANGED LATERAL & VERTICAL DIMENSIONS ON SHEETS 2 & 3	03/15/06	MLB



- NOTES:**
1. THE STATIC OUTLINE (SHEET 1) REPRESENTS THE MAXIMUM STATIC DIMENSIONS OF THE VEHICLE. THE DYNAMIC OUTLINE (SHEET 2) REPRESENTS THE MAXIMUM DYNAMIC RANGE OF MOTION OF THE VEHICLE, AND IS NOT TO BE USED AS THE STATIC CONSTRUCTION OUTLINE OF THE VEHICLE. PROVIDED THE VEHICLE MEETS THE REQUIREMENTS OF THE DYNAMIC OUTLINE AND ALL NOTES, THE STATIC OUTLINE MAY BE USED AS THE STATIC CONSTRUCTION OUTLINE OF THE VEHICLE.
  2. THE STATIC OUTLINE AND DYNAMIC OUTLINE IS REFERENCED TO THE PLANE OF THE TOP OF RAILS, FOR TRACK WITH AND WITHOUT SUPERELEVATION, FOR A VEHICLE HAVING A MAXIMUM LENGTH OF 85'-0", AND A TRUCK CENTER DISTANCE OF 59'-6".
  3. THE VEHICLE MUST REMAIN WITHIN THE DYNAMIC OUTLINE UNDER ALL CONDITIONS, INCLUDING LATERAL AND VERTICAL MOVEMENT OF THE VEHICLE ON ITS SUSPENSION, ROLL INDUCED BY UP TO 6" SUPERELEVATION (WITH THE VEHICLE STOPPED OR IN MOTION), ROLL INDUCED BY THE DESIGN CANT DEFICIENCY, RANGE OF MOTION OF THE TILT SYSTEM (IF SO EQUIPPED), NORMAL WEAR, VARIATIONS OF LOAD, FAILURE OF ANY SINGLE SUSPENSION COMPONENT, AND ANY COMBINATION OF THESE CONDITIONS.
  4. THE HORIZONTAL DISTANCE FROM CENTER LINE OF TRACK, FOR VERTICAL DISTANCES BETWEEN 2.75" AND 1'-1" ABOVE TOP OF RAIL, MUST ALLOW FOR THE INSIDE AND OUTSIDE OVERHANG OF THE VEHICLE ON A 12°-30' CURVE, AS SHOWN ON SHEET 3 AND THE SHADED AREAS OF THE STATIC OUTLINE AND THE DYNAMIC OUTLINE. ALL VEHICLE STRUCTURE, EQUIPMENT, AND APPLIANCES, MUST REMAIN WITHIN THIS OUTLINE UNDER ALL CONDITIONS.

**STATIC OUTLINE**

CONFIDENTIALITY - CONTRACTORS SHALL KEEP CONFIDENTIAL ALL INFORMATION, DRAWINGS, SPECIFICATIONS, OR OTHER DATA FURNISHED BY AMTRAK, OR PREPARED BY THE CONTRACTOR, OR SUB-CONTRACTOR. THEY SHALL NOT DIVULGE OR USE SUCH INFORMATION, DRAWINGS, SPECIFICATIONS OR DATA FOR THE BENEFIT OF ANY OTHER PARTY. CONTRACTORS SHALL NOT IN ANY MANNER ADVERTISE OR PUBLISH THE FACT THAT THEY HAVE FURNISHED, OR CONTRACTED TO FURNISH, TO AMTRAK THE GOODS OR SERVICES HEREIN MENTIONED WITHOUT PRIOR WRITTEN CONSENT OF AMTRAK.

THE AMTRAK DRAWING IS THE GOVERNING DOCUMENT, AND SUPERSEDES ANY LIKE INFORMATION ON REFERENCE DRAWINGS, PART NUMBERS, SPECIFICATIONS, ETC.

QTY	PART NUMBER	DESCRIPTION	MATERIAL	MFG/SPEC	AMM'S NUMBER	ITEM
LIST OF MATERIAL						
		REFERENCE DRAWINGS				
		AM70070A				
			<small>Mechanical Department Bureau of Rolling Stock Engineering National Railroad Passenger Corporation 4001 Vandeventer Ave. Wilmington DE 19802</small>			
STANDARD TRACK PLAN		REPORT ALL CHANGES TO ENGINEERING DEPARTMENT	Dimensions are in inches unless otherwise specified.	TOLERANCES xx ± .03 xxx ± .010	Scale SCALE	Angle 45°
PROGRAM	NEXT ASS'Y	USED ON	DO NOT SCALE DRAWING	Remove all burrs & break sharp edges.	SHT. 1 OF 3	D 05-1355

**CLEARANCE DIAGRAM**

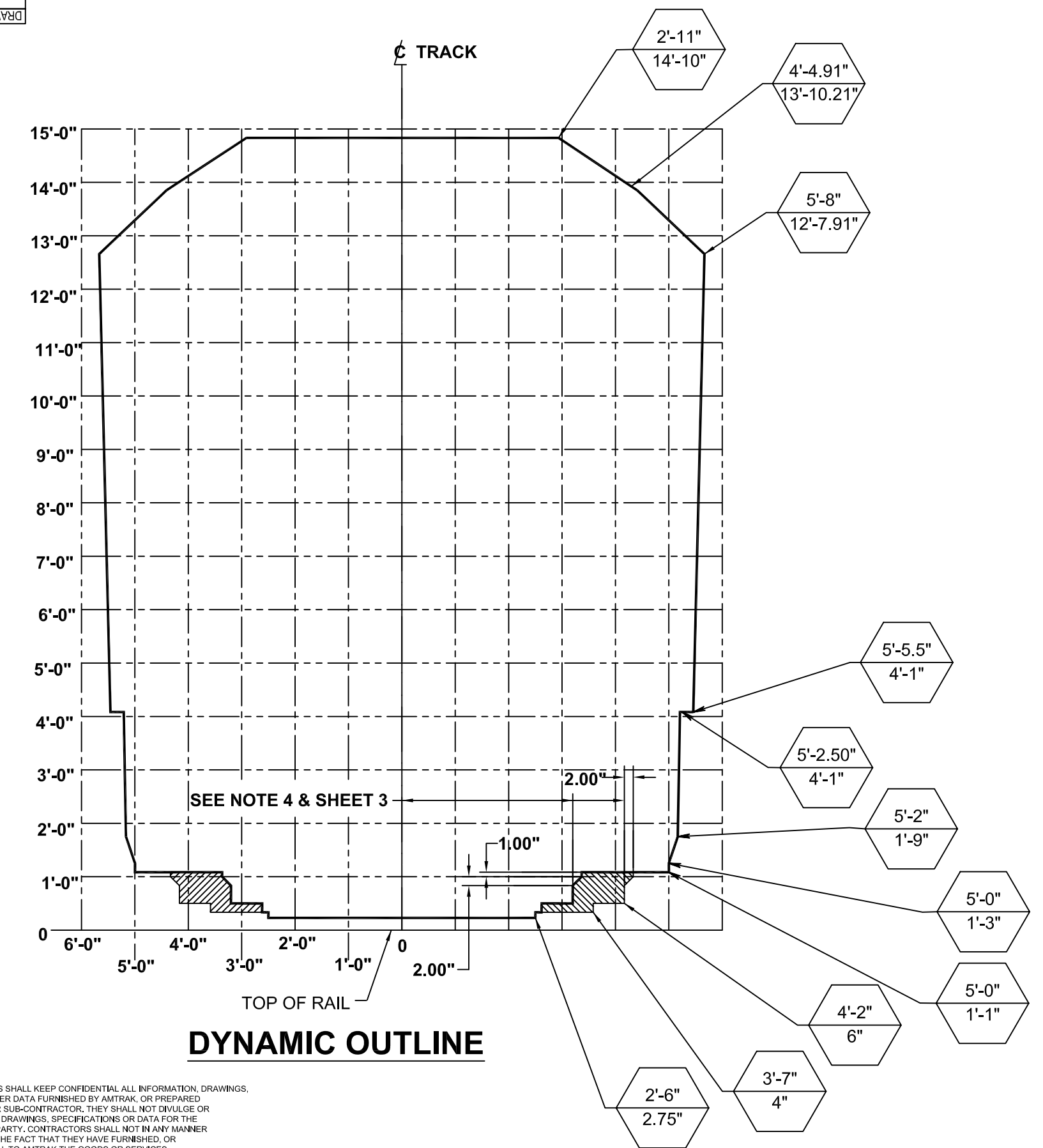
Drawn	Date	Approved	Approved
B. F. HOFFMAN	01/31/05	M. L. BURSHTEIN	M. TROSIÑO
Checked	Date	Approved	Approved
B. F. HOFFMAN	01/31/05		

E	D 05-1355
REV.	DRAWING NUMBER

REVISIONS				
LTR	ZONE	DESCRIPTION	DATE	APPR'D
E	-	SEE SHEET 1	01/29/05	M.L.B.

D  
C  
B  
A

D  
C  
B  
A



**DYNAMIC OUTLINE**

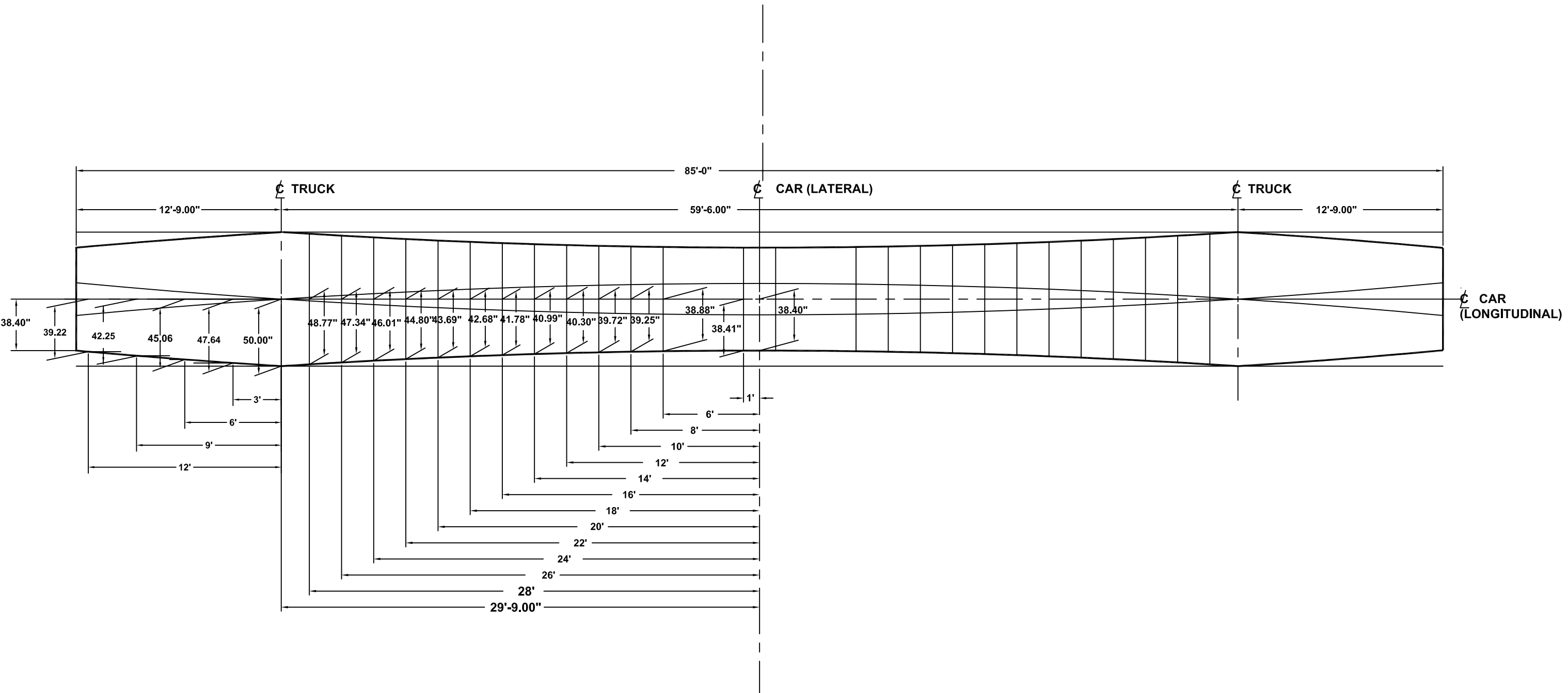
CONFIDENTIALITY - CONTRACTORS SHALL KEEP CONFIDENTIAL ALL INFORMATION, DRAWINGS, SPECIFICATIONS, OR OTHER DATA FURNISHED BY AMTRAK, OR PREPARED BY THE CONTRACTOR, OR SUB-CONTRACTOR. THEY SHALL NOT DIVULGE OR USE SUCH INFORMATION, DRAWINGS, SPECIFICATIONS OR DATA FOR THE BENEFIT OF ANY OTHER PARTY. CONTRACTORS SHALL NOT IN ANY MANNER ADVERTISE OR PUBLISH THE FACT THAT THEY HAVE FURNISHED, OR CONTRACTED TO FURNISH, TO AMTRAK THE GOODS OR SERVICES HEREIN MENTIONED WITHOUT PRIOR WRITTEN CONSENT OF AMTRAK.

THE AMTRAK DRAWING IS THE GOVERNING DOCUMENT, AND SUPERSEDES ANY LIKE INFORMATION ON REFERENCE DRAWINGS, PART NUMBERS, SPECIFICATIONS, ETC.

QTY	PART NUMBER	DESCRIPTION	MATERIAL	MFG/SPEC	AMM'S NUMBER	ITEM
LIST OF MATERIAL						
		REFERENCE DRAWINGS				
		AM70070A	<small>Mechanical Department Bureau of Rolling Stock Engineering National Railroad Passenger Corporation 4001 Vandeventer Ave. Wilmington DE 19802</small>			
		REPORT ALL CHANGES TO ENGINEERING DEPARTMENT	<small>Drawn: J. A. CAMPBELL Date: 01/29/05 Approved: M. L. BURSHTIN Approved: M. TROSKING Checked: B. F. HOFFMAN Date: 01/31/05 Approved: For Issue</small>			
		DO NOT SCALE DRAWING	<small>Dimensions are in inches unless otherwise specified. Decimals: xx 2.00 xxx 2.010 Angles: 45° Scale: SCALE DRAWING NUMBER: D 05-1355 SHT. 2 OF 3</small>			
		STANDARD TRACK PLAN				
		PROGRAM	NEXT ASS'Y	USED ON		

E	D 05-1355
REV.	DRAWING NUMBER

REVISIONS				
LTR	ZONE	DESCRIPTION	DATE	APPR'D
E	-	SEE SHEET 1	01/29/05	M.L.B.



**TANGENT OFFSETS  
FOR 85'-0" CAR WITH 59'-6" TRUCK CENTERS**

CONFIDENTIALITY - CONTRACTORS SHALL KEEP CONFIDENTIAL ALL INFORMATION, DRAWINGS, SPECIFICATIONS, OR OTHER DATA FURNISHED BY AMTRAK, OR PREPARED BY THE CONTRACTOR, OR SUB-CONTRACTOR. THEY SHALL NOT DIVULGE OR USE SUCH INFORMATION, DRAWINGS, SPECIFICATIONS OR DATA FOR THE BENEFIT OF ANY OTHER PARTY. CONTRACTORS SHALL NOT IN ANY MANNER ADVERTISE OR PUBLISH THE FACT THAT THEY HAVE FURNISHED, OR CONTRACTED TO FURNISH, TO AMTRAK THE GOODS OR SERVICES HEREIN MENTIONED WITHOUT PRIOR WRITTEN CONSENT OF AMTRAK.

**THE AMTRAK DRAWING IS THE GOVERNING DOCUMENT, AND SUPERSEDES ANY LIKE INFORMATION ON REFERENCE DRAWINGS, PART NUMBERS, SPECIFICATIONS, ETC.**

QTY	PART NUMBER	DESCRIPTION	MATERIAL	MFG/SPEC	AMM'S NUMBER	ITEM																
LIST OF MATERIAL																						
		REFERENCE DRAWINGS	 Mechanical Department Bureau of Rolling Stock Engineering National Railroad Passenger Corporation 4001 Vandeventer Ave. Wilmington DE 19802																			
		AM70070A																				
STANDARD TRACK PLAN		REPORT ALL CHANGES TO ENGINEERING DEPARTMENT	TOLERANCES		<table border="1"> <tr> <td>Drawn</td> <td>J. CAMPBELL</td> <td>Date</td> <td>01/29/05</td> <td>Approved</td> <td>S. L. BURSHTIN</td> <td>Approved</td> <td>M. TROSINO</td> </tr> <tr> <td>Checked</td> <td>B. F. HOFFMAN</td> <td>Date</td> <td>01/31/05</td> <td>Approved</td> <td></td> <td>For Issue</td> <td></td> </tr> </table>		Drawn	J. CAMPBELL	Date	01/29/05	Approved	S. L. BURSHTIN	Approved	M. TROSINO	Checked	B. F. HOFFMAN	Date	01/31/05	Approved		For Issue	
Drawn	J. CAMPBELL	Date	01/29/05	Approved	S. L. BURSHTIN	Approved	M. TROSINO															
Checked	B. F. HOFFMAN	Date	01/31/05	Approved		For Issue																
PROGRAM	NEXT ASS'Y	USED ON	DO NOT SCALE DRAWING		Scale: SCALE SHT. 3 OF 3 D 05-1355 E																	